



## OPTIONS

### Mounting method

- to be grouted in

### Number of parking spaces

- spaces for 3 bicycles
- space for 4 bicycles
- spaces for 5 bicycles
- space for 6 bicycles
- space for 7 bicycles

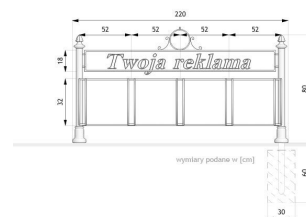
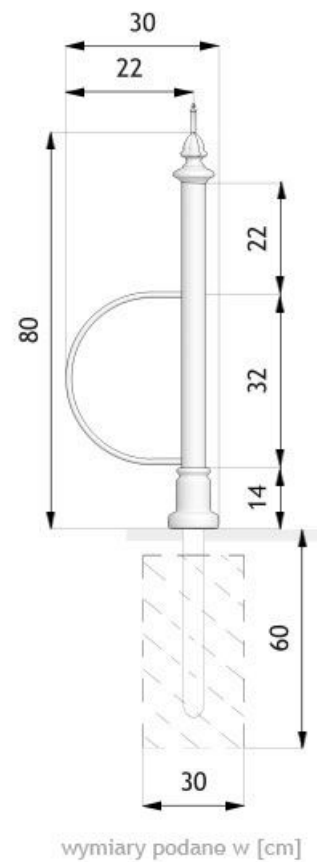
### Logo

- no
- cut in steel
- sticker

## DESCRIPTION

Classic vintage-style row bike rack featuring a dedicated area for advertising and information displays. Constructed with steel pipe columns finished with cast iron fittings. These columns are joined by steel profiles, to which the bike racks, fashioned from bent steel rods, are mounted. Configurable for 3 to 7 bikes. For configurations supporting more bikes, an extra column must be added at the center of the rack.





## GENERAL TECHNICAL DATA

### Dimensions

- width: 11 <sup>3</sup>/<sub>4</sub> in
- length: 86 <sup>1</sup>/<sub>2</sub> in
- height from ground surface: 31 <sup>1</sup>/<sub>2</sub> in
- height with anchor section: 55 in


### Materials

- iron castings
- steel tubes
- closed profiles
- round bars

### Weight

- 99 lb

ZANO

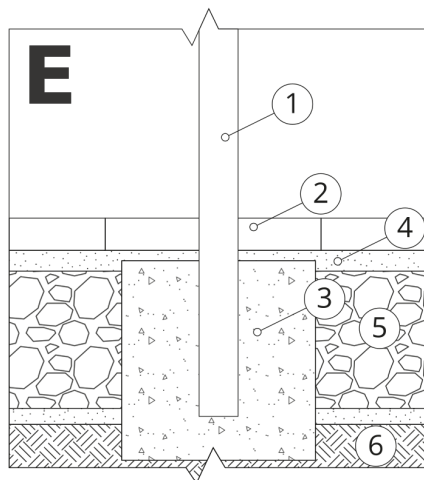


Product:  
Decora bicycle stand  
Catalog number: **05.050.1**  
Designer: Tomasz Szpytma

In accordance with the Polish Law on Copyright and Related Rights of 04.02.1994 (Official Journal of Laws No. 24, item 83, corrected: Journal of Laws No. 43, item 170) and in accordance with the EU copyright legislation including all EU directives and regulations on copyright, Zano Mirosław Zarotynski Company, reserves the copyright of drawings, descriptions, 3D models, renderings, graphics, content contained in offers, attachments to offers and all other documents. Its content is the intellectual property of ZANO Mirosław Zarotynski company. The use of author's ideas, solutions, copying, distribution of photos, graphics or fragments of graphics, descriptive texts, for profit, without the permission of the author - ZANO Mirosław Zarotynski company - is prohibited and constitutes a copyright infringement and is punishable.

**NOTE:** The drawings do not reflect the actual dimensions of the foundation. These are only sample installation diagrams taking into account the type of anchoring and the material of the substrate to which to attach the furniture.

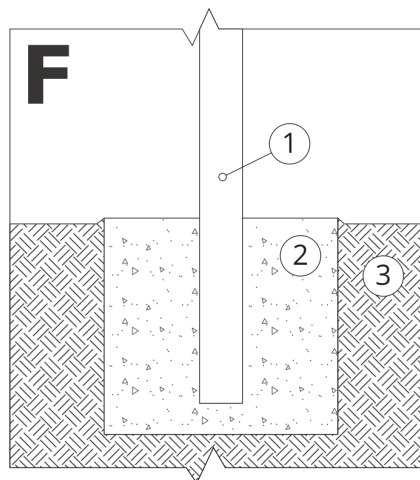
The size of the foundation depends on local foundation conditions.



### INSTALLATION TO PAVING WITH FOUNDATION

#### Installation description

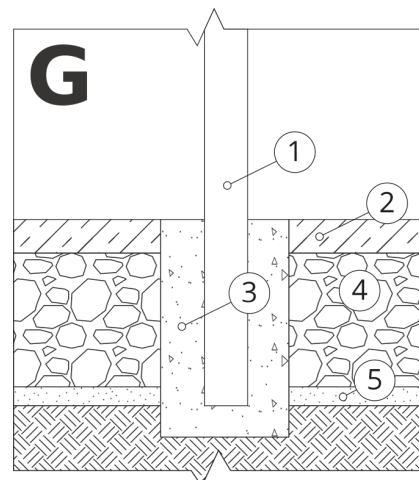
1. ZANO product
2. Stone paving / concrete paving / stone slabs / concrete slabs
3. Sand ballast (approximately 2 - 4 cm)
4. Concrete foundation of C16/20 class (top surface of concrete 10 cm below paving surface)
5. Local land



### MOUNTING TO CONCRETE FOUNDATION

#### Installation description

1. ZANO product
2. Concrete foundation of C16/20 class (top surface of concrete 10 cm below paving surface)
3. Local land



### MOUNTING TO CONCRETE FOUNDATION

#### Installation description

1. ZANO product
2. Fixed restrained surface, such as concrete or asphalt
3. Concrete foundation of C16/20 class (top surface of concrete 10 cm below paving surface)
4. Stone aggregate substructure
5. Sand ballast (approximately 2 - 4 cm)
6. Local land