



OPTIONS

Mounting method


- to be grouted in

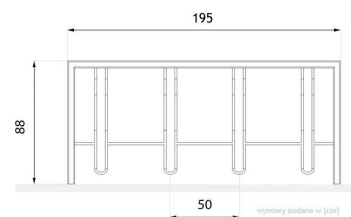
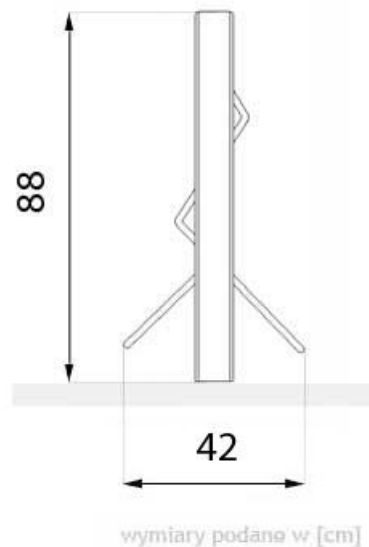
Number of parking spaces

- spaces for 3 bicycles
- space for 4 bicycles
- spaces for 5 bicycles
- space for 6 bicycles
- space for 7 bicycles

DESCRIPTION

This bike rack is among our various suggestions for contemporary bike parking. It showcases a geometric design, ensuring it complements modern architectural styles seamlessly. Constructed from profiles and steel rods, it's available in both carbon steel and stainless steel models. Depending on the configuration chosen, it can accommodate three to seven bikes. This particular model enables the locking of a bike by securing the front wheel.





GENERAL TECHNICAL DATA

Dimensions

- width: 16 1/2 in
- length: 76 3/4 in
- height from ground surface: 34 3/4 in
- height with anchor section: 58 1/4 in


Materials

- steel profiles
- steel bars

Weight

- 126 lb

ZANO



Product:
Cascade bicycle stand
Catalog number: 05.056.2
Designer: Tomasz Szpytma

In accordance with the Polish Law on Copyright and Related Rights of 04.02.1994 (Official Journal of Laws No. 24, item 83, corrected: Journal of Laws No. 43, item 170) and in accordance with the EU copyright legislation including all EU directives and regulations on copyright, Zano Mirosław Zarotynski Company, reserves the copyright of drawings, descriptions, 3D models, renderings, graphics, content contained in offers, attachments to offers and all other documents. Its content is the intellectual property of ZANO Mirosław Zarotynski company. The use of author's ideas, solutions, copying, distribution of photos, graphics or fragments of graphics, descriptive texts, for profit, without the permission of the author - ZANO Mirosław Zarotynski company - is prohibited and constitutes a copyright infringement and is punishable.

NOTE: The drawings do not reflect the actual dimensions of the foundation. These are only sample installation diagrams taking into account the type of anchoring and the material of the substrate to which to attach the furniture.

The size of the foundation depends on local foundation conditions.



INSTALLATION TO PAVING WITH FOUNDATION

Installation description

1. ZANO product
2. Stone paving / concrete paving / stone slabs / concrete slabs
3. Sand ballast (approximately 2 - 4 cm)
4. Concrete foundation of C16/20 class (top surface of concrete 10 cm below paving surface)
5. Local land



MOUNTING TO CONCRETE FOUNDATION

Installation description

1. ZANO product
2. Concrete foundation of C16/20 class (top surface of concrete 10 cm below paving surface)
3. Local land



MOUNTING TO CONCRETE FOUNDATION

Installation description

1. ZANO product
2. Fixed restrained surface, such as concrete or asphalt
3. Concrete foundation of C16/20 class (top surface of concrete 10 cm below paving surface)
4. Stone aggregate substructure
5. Sand ballast (approximately 2 - 4 cm)
6. Local land