

OPTIONS

Seat and backrest



- European coniferous wood
- hardwood of European origin
- oiled exotic wood
- premium exotic wood

Mounting method

- to screw

DESCRIPTION

The Stadio model resembles a typical office chair. It's a type of modular bench that's anchored with screws to a concrete base or a specialized metal framework, allowing multiple Stadio units to be connected into one extended bench. Stadio is crafted from premium materials such as pine, spruce, or exotic woods, and features black or stainless steel. This bench is designed with a backrest and steel armrests and can be painted in any RAL color.





GENERAL TECHNICAL DATA

Dimensions

- width: 24 1/2 in
- height: 20 in
- depth: 22 in
- seat width: 19 in

Materials

- wood
- stainless or carbon steel

Weight

- 40 lb


ZANO



M. Wełmiński

Product: Stadio armchair
Catalog number: **02.036**
Designer:
Mateusz Wełmiński

In accordance with the Polish Law on Copyright and Related Rights of 04.02.1994 (Official Journal of Laws No. 24, item 83, corrected: Journal of Laws No. 43, item 170) and in accordance with the EU copyright legislation including all EU directives and regulations on copyright, Zano Mirosław Zarotynski Company, reserves the copyright of drawings, descriptions, 3D models, renderings, graphics, content contained in offers, attachments to offers and all other documents. Its content is the intellectual property of ZANO Mirosław Zarotynski company. The use of author's ideas, solutions, copying, distribution of photos, graphics or fragments of graphics, descriptive texts, for profit, without the permission of the author - ZANO Mirosław Zarotynski company - is prohibited and constitutes a copyright infringement and is punishable.



td>

NOTE: The drawings do not reflect the actual dimensions of the foundation. These are only sample installation diagrams taking into account the type of anchoring and the material of the substrate to which to attach the furniture.

The size of the foundation depends on local foundation conditions.



INSTALLATION TO PAVING WITH FOUNDATION

Installation description

1. ZANO product
2. Quick-attachment / quick-attachment or chemical anchor
3. Stone paving / concrete paving / stone slabs / concrete slabs
4. Sand ballast (approximately 2 - 4 cm)
5. Stone aggregate substructure
6. Concrete foundation of C16/20 class (top surface of concrete 10 cm below paving surface)
7. Local land



MOUNTING TO PAVING

Installation description

1. ZANO product
2. Quick-attachment / quick-attachment or chemical anchor
3. Stone paving / concrete paving / stone slabs / concrete slabs
4. Sand ballast (approximately 2 - 4 cm)
5. Stone aggregate substructure
6. Local land



MOUNTING TO CONCRETE / ASPHALT

Installation description

1. ZANO product
2. Quick-attachment / quick-attachment or chemical anchor
3. Fixed restrained surface, such as concrete or asphalt
4. Concrete foundation of C16/20 class (top surface of concrete 10 cm below paving surface)
5. Stone aggregate substructure
6. Sand ballast (approximately 2 - 4 cm)
7. Local land



MOUNTING TO CONCRETE FOUNDATION

Installation description

1. ZANO product
2. Quick-attachment / quick-attachment or chemical anchor
3. Concrete foundation of C16/20 class (top surface of concrete 10 cm below paving surface)
4. Local land