

## OPTIONS

---

### Seat

- European coniferous wood
- hardwood of European origin
- oiled exotic wood
- premium exotic wood


### Mounting method


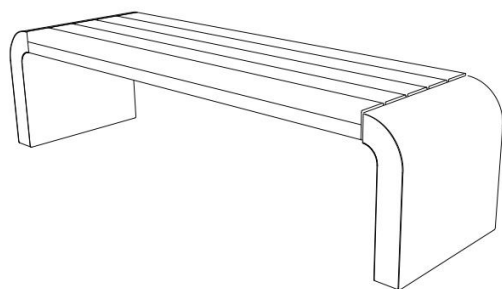
- to be grouted in

## DESCRIPTION

---

The Gravis model is sure to impress fans of outstanding design and vibrant finishes. The bench offers a variety of color options and resembles a colorful Lego structure. It features several robust planks made from either standard high-grade or exotic wood for seating. Additionally, the design includes two legs, crafted from either concrete, black steel, or stainless steel. The wide selection of materials is matched by an extensive range of color options. Available in any RAL color or basic shades like blue, green, white, yellow, and red, the Gravis model truly shines.





## GENERAL TECHNICAL DATA

### Dimensions

- width: 20 in
- length: 70 <sup>3</sup>/<sub>4</sub> in
- height: 18 in

### Materials

- wood
- architectural concrete
- sheet

### Weight

- 220 lb

ZANO



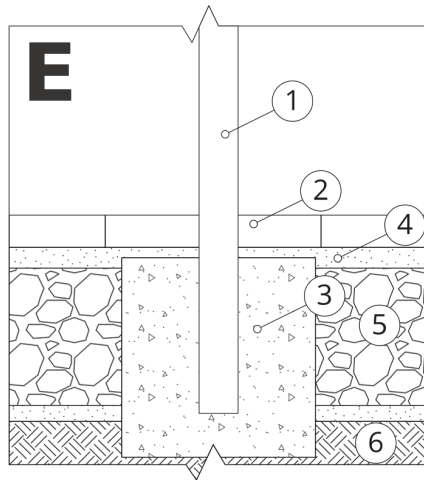
*M. Welmiński*

Product: Gravis bench  
 Catalog number: **02.437**  
 Designer:  
 Mateusz Welmiński

In accordance with the Polish Law on Copyright and Related Rights of 04.02.1994 (Official Journal of Laws No. 24, item 83, corrected: Journal of Laws No. 43, item 170) and in accordance with the EU copyright legislation including all EU directives and regulations on copyright, Zano Mirosław Zarotynski Company, reserves the copyright of drawings, descriptions, 3D models, renderings, graphics, content contained in offers, attachments to offers and all other documents. Its content is the intellectual property of ZANO Mirosław Zarotynski company. The use of author's ideas, solutions, copying, distribution of photos, graphics or fragments of graphics, descriptive texts, for profit, without the permission of the author - ZANO Mirosław Zarotynski company - is prohibited and constitutes a copyright infringement and is punishable.

**NOTE: The drawings do not reflect the actual dimensions of the foundation. These are only sample installation diagrams taking into account the type of anchoring and the material of the substrate to which to attach the furniture.**

The size of the foundation depends on local foundation conditions.



### INSTALLATION TO PAVING WITH FOUNDATION

#### Installation description

1. ZANO product
2. Stone paving / concrete paving / stone slabs / concrete slabs
3. Sand ballast (approximately 2 - 4 cm)
4. Concrete foundation of C16/20 class (top surface of concrete 10 cm below paving surface)
5. Local land



### MOUNTING TO CONCRETE FOUNDATION

#### Installation description

1. ZANO product
2. Concrete foundation of C16/20 class (top surface of concrete 10 cm below paving surface)
3. Local land



### MOUNTING TO CONCRETE FOUNDATION

#### Installation description

1. ZANO product
2. Fixed restrained surface, such as concrete or asphalt
3. Concrete foundation of C16/20 class (top surface of concrete 10 cm below paving surface)
4. Stone aggregate substructure
5. Sand ballast (approximately 2 - 4 cm)
6. Local land