

OPTIONS

Seat

- European coniferous wood
- hardwood of European origin
- oiled exotic wood
- premium exotic wood
- HPL board

Mounting method

- to screw

Additional table

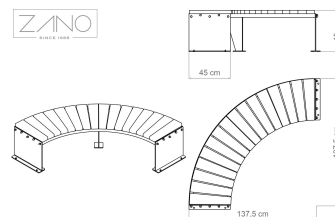
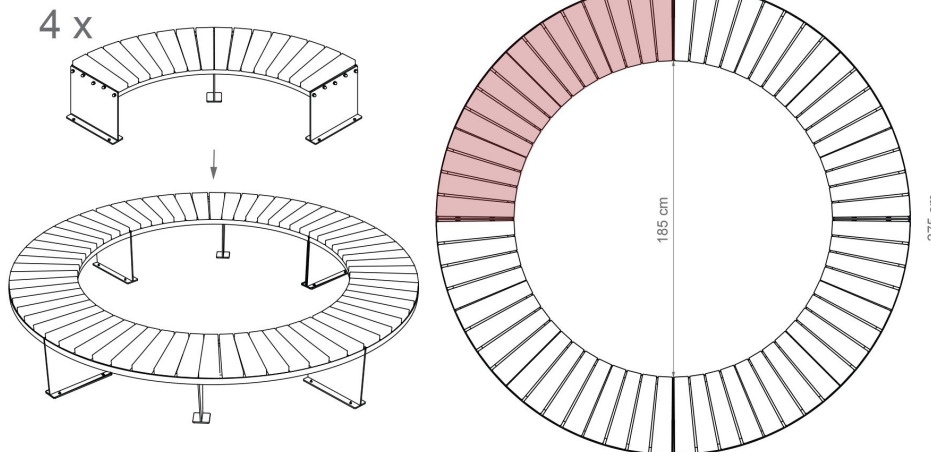
- no
- left
- right
- both sides

Armrests

- no
- carbon steel
- stainless steel

DESCRIPTION

The Domino 90 bench is a contemporary urban seating solution crafted by ZANO. Its design incorporates a 90° arc layout that allows various configurations by connecting multiple units in this series to create shapes like squares with rounded edges (with a diameter of 274 cm), semicircles, or wavy lines. When arranged around a central feature such as a tree, the Domino benches can serve as a captivating centerpiece in any public area. Beyond its versatile design, the Domino 90 is notable for its superior materials. The bench's frame is built from stainless steel, noted for its robust resistance to wear and environmental impacts. The seating, available in either domestic or specially ordered exotic wood,...



GENERAL TECHNICAL DATA

Dimensions

- width: 79 1/4 in
- height: 17 3/4 in
- depth: 56 in
- bench bending angle: 90°

Materials

- wood: European coniferous or exotic
- steel: carbon or stainless

Weight

- European coniferous wood: 128 lb
- hardwood of European origin: 152 lb

ZANO



Product: Domino 90 bench
 Catalog number: **02.440.1**
 Designer:
 Justyna Derewiaka

In accordance with the Polish Law on Copyright and Related Rights of 04.02.1994 (Official Journal of Laws No. 24, item 83, corrected: Journal of Laws No. 43, item 170) and in accordance with the EU copyright legislation including all EU directives and regulations on copyright, Zano Mirosław Zarotynski Company, reserves the copyright of drawings, descriptions, 3D models, renderings, graphics, content contained in offers, attachments to offers and all other documents. Its content is the intellectual property of ZANO Mirosław Zarotynski company. The use of author's ideas, solutions, copying, distribution of photos, graphics or fragments of graphics, descriptive texts, for profit, without the permission of the author - ZANO Mirosław Zarotynski company - is prohibited and constitutes a copyright infringement and is punishable.

NOTE: The drawings do not reflect the actual dimensions of the foundation. These are only sample installation diagrams taking into account the type of anchoring and the material of the substrate to which to attach the furniture.

The size of the foundation depends on local foundation conditions.



INSTALLATION TO PAVING WITH FOUNDATION

Installation description

1. ZANO product
2. Quick-attachment / quick-attachment or chemical anchor
3. Stone paving / concrete paving / stone slabs / concrete slabs
4. Sand ballast (approximately 2 - 4 cm)
5. Stone aggregate substructure
6. Concrete foundation of C16/20 class (top surface of concrete 10 cm below paving surface)
7. Local land



MOUNTING TO PAVING

Installation description

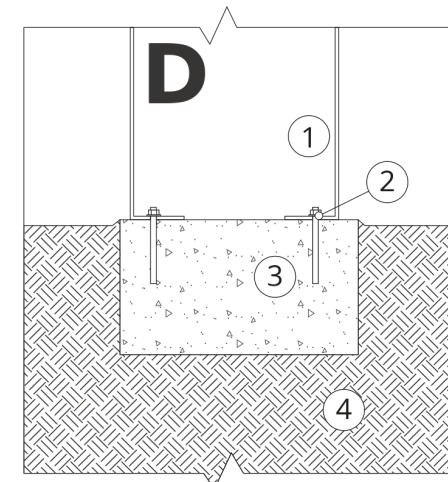
1. ZANO product
2. Quick-attachment / quick-attachment or chemical anchor
3. Stone paving / concrete paving / stone slabs / concrete slabs
4. Sand ballast (approximately 2 - 4 cm)
5. Stone aggregate substructure
6. Local land



MOUNTING TO CONCRETE / ASPHALT

Installation description

1. ZANO product
2. Quick-attachment / quick-attachment or chemical anchor
3. Fixed restrained surface, such as concrete or asphalt
4. Concrete foundation of C16/20 class (top surface of concrete 10 cm below paving surface)
5. Stone aggregate substructure
6. Sand ballast (approximately 2 - 4 cm)
7. Local land



MOUNTING TO CONCRETE FOUNDATION

Installation description

1. ZANO product
2. Quick-attachment / quick-attachment or chemical anchor
3. Concrete foundation of C16/20 class (top surface of concrete 10 cm below paving surface)
4. Local land