



OPTIONS

Housing

- European coniferous wood
- hardwood of European origin
- oiled exotic wood
- premium exotic wood
- HPL board

Mounting method

- to screw

Ashtray


- with an ashtray

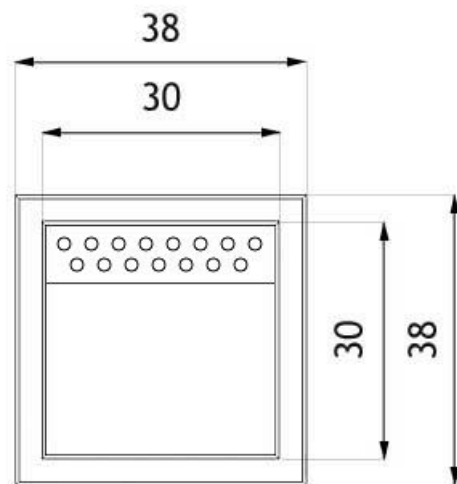
Contribution

- galvanized sheet insert

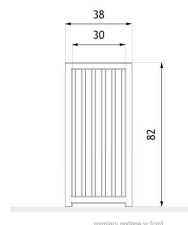
DESCRIPTION

The Altus basket features a sleek blend of stainless steel and wood. Its steel frame is elegantly encased with wooden slats. The polished stainless steel finish gives the Altus baskets a flawless appearance, making them especially suitable for areas with contemporary architecture and complementing other stainless steel items, like the latest ZANO benches. The Altus basket model 03.052.01 includes a highly functional elongated ashtray, designed for hassle-free emptying. It combines practicality with sophistication.





wymiary podane w [cm]



wymiary podane w [cm]

GENERAL TECHNICAL DATA

Dimensions

- width: 15 in
- height: 32 1/4 in

Capacity

- capacity: 14 1/2 gal
- ashtray capacity: 1/4 gal

Materials

- stainless steel profiles
- galvanized sheet insert
- wooden planks

Weight

- 84 lb

ZANO



M. Welmiński

Product:
Altus ashtray basket
Catalog number: 03.052.01
Designer:
Mateusz Welmiński

In accordance with the Polish Law on Copyright and Related Rights of 04.02.1994 (Official Journal of Laws No. 24, item 83, corrected: Journal of Laws No. 43, item 170) and in accordance with the EU copyright legislation including all EU directives and regulations on copyright, Zano Mirosław Zarotynski Company, reserves the copyright of drawings, descriptions, 3D models, renderings, graphics, content contained in offers, attachments to offers and all other documents. Its content is the intellectual property of ZANO Mirosław Zarotynski company. The use of author's ideas, solutions, copying, distribution of photos, graphics or fragments of graphics, descriptive texts, for profit, without the permission of the author - ZANO Mirosław Zarotynski company - is prohibited and constitutes a copyright infringement and is punishable.

td>

NOTE: The drawings do not reflect the actual dimensions of the foundation. These are only sample installation diagrams taking into account the type of anchoring and the material of the substrate to which to attach the furniture.

The size of the foundation depends on local foundation conditions.



INSTALLATION TO PAVING WITH FOUNDATION

Installation description

1. ZANO product
2. Quick-attachment / quick-attachment or chemical anchor
3. Stone paving / concrete paving / stone slabs / concrete slabs
4. Sand ballast (approximately 2 - 4 cm)
5. Stone aggregate substructure
6. Concrete foundation of C16/20 class (top surface of concrete 10 cm below paving surface)
7. Local land



MOUNTING TO PAVING

Installation description

1. ZANO product
2. Quick-attachment / quick-attachment or chemical anchor
3. Stone paving / concrete paving / stone slabs / concrete slabs
4. Sand ballast (approximately 2 - 4 cm)
5. Stone aggregate substructure
6. Local land



MOUNTING TO CONCRETE / ASPHALT

Installation description

1. ZANO product
2. Quick-attachment / quick-attachment or chemical anchor
3. Fixed restrained surface, such as concrete or asphalt
4. Concrete foundation of C16/20 class (top surface of concrete 10 cm below paving surface)
5. Stone aggregate substructure
6. Sand ballast (approximately 2 - 4 cm)
7. Local land



MOUNTING TO CONCRETE FOUNDATION

Installation description

1. ZANO product
2. Quick-attachment / quick-attachment or chemical anchor
3. Concrete foundation of C16/20 class (top surface of concrete 10 cm below paving surface)
4. Local land