

## OPTIONS

### Seat and backrest


- European coniferous wood
- hardwood of European origin
- oiled exotic wood
- premium exotic wood

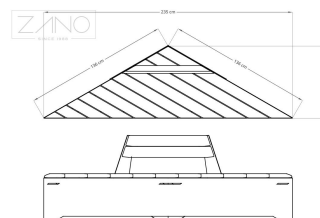
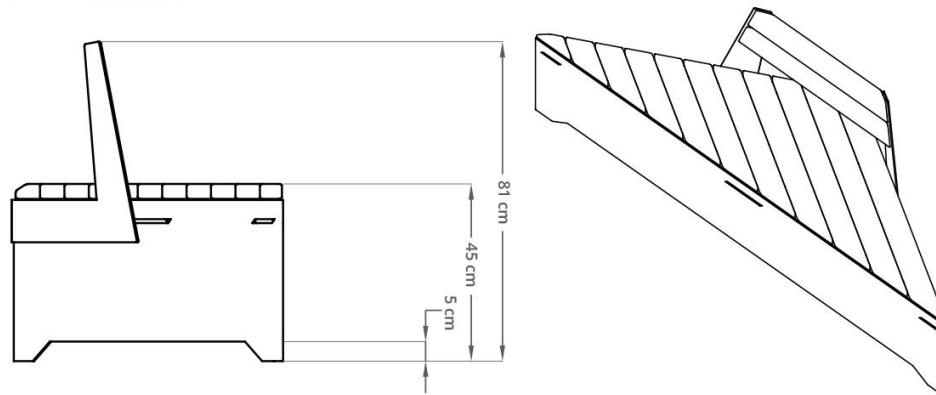
### Mounting method

- to screw

## DESCRIPTION

Contemporary modular bench with a backrest, designed with a triangular base. It pairs seamlessly with other benches and planters from the Origami collection, enabling the creation of diverse layouts and configurations. Constructed from stainless steel, with options for black steel or steel painted in a choice of RAL colors from our selection. The wooden components are typically native spruce or, upon special request, exotic wood can be used.





## GENERAL TECHNICAL DATA

### Dimensions

- height: 32 in
- depth: 26 <sup>3</sup>/<sub>4</sub> in
- length of the longer side: 92 <sup>1</sup>/<sub>2</sub> in
- length of the shorter side: 53 <sup>1</sup>/<sub>2</sub> in
- seat height: 17 <sup>3</sup>/<sub>4</sub> in

### Materials

- carbon steel or stainless steel

ZANO



*Filip Babiarz*

Product: Origami Bench  
Catalog number: **02.060**  
Designer: Filip Babiarz

In accordance with the Polish Law on Copyright and Related Rights of 04.02.1994 (Official Journal of Laws No. 24, item 83, corrected: Journal of Laws No. 43, item 170) and in accordance with the EU copyright legislation including all EU directives and regulations on copyright, Zano Mirosław Zarotynski Company, reserves the copyright of drawings, descriptions, 3D models, renderings, graphics, content contained in offers, attachments to offers and all other documents. Its content is the intellectual property of ZANO Mirosław Zarotynski company. The use of author's ideas, solutions, copying, distribution of photos, graphics or fragments of graphics, descriptive texts, for profit, without the permission of the author - ZANO Mirosław Zarotynski company - is prohibited and constitutes a copyright infringement and is punishable.

td>

**NOTE:** The drawings do not reflect the actual dimensions of the foundation. These are only sample installation diagrams taking into account the type of anchoring and the material of the substrate to which to attach the furniture.

The size of the foundation depends on local foundation conditions.



### INSTALLATION TO PAVING WITH FOUNDATION

#### Installation description

1. ZANO product
2. Quick-attachment / quick-attachment or chemical anchor
3. Stone paving / concrete paving / stone slabs / concrete slabs
4. Sand ballast (approximately 2 - 4 cm)
5. Stone aggregate substructure
6. Concrete foundation of C16/20 class (top surface of concrete 10 cm below paving surface)
7. Local land



### MOUNTING TO PAVING

#### Installation description

1. ZANO product
2. Quick-attachment / quick-attachment or chemical anchor
3. Stone paving / concrete paving / stone slabs / concrete slabs
4. Sand ballast (approximately 2 - 4 cm)
5. Stone aggregate substructure
6. Local land



### MOUNTING TO CONCRETE / ASPHALT

#### Installation description

1. ZANO product
2. Quick-attachment / quick-attachment or chemical anchor
3. Fixed restrained surface, such as concrete or asphalt
4. Concrete foundation of C16/20 class (top surface of concrete 10 cm below paving surface)
5. Stone aggregate substructure
6. Sand ballast (approximately 2 - 4 cm)
7. Local land



### MOUNTING TO CONCRETE FOUNDATION

#### Installation description

1. ZANO product
2. Quick-attachment / quick-attachment or chemical anchor
3. Concrete foundation of C16/20 class (top surface of concrete 10 cm below paving surface)
4. Local land