



## OPTIONS

---

### Mounting method

- free-standing
- to screw

## DESCRIPTION

---

The **Rock pot** is a standout **urban pot** notable for its unique cubist design. Available in either square or rectangular bases depending on its size, each side of the pot showcases a dynamic trapezoidal outline. With its **sleek modern style**, this pot is perfectly suited for contemporary urban environments such as public squares, parks, governmental buildings, museums, malls, and art galleries. Available finishes include **stainless steel** and black-painted steel, with customization options available in any RAL color from our palette. Rock pots are available in these sizes:

XS - 55 cm x 50 cm x 50 cm

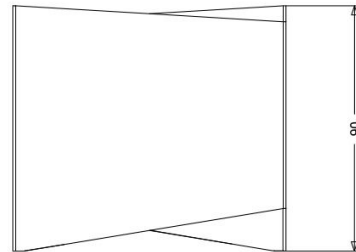
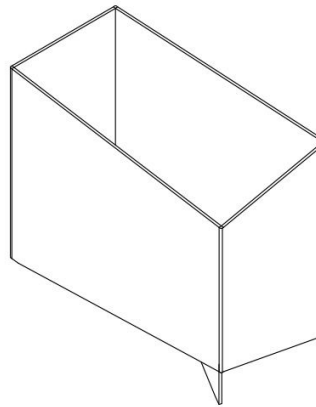
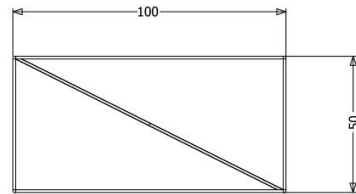
S - 55 cm x 50 cm x 100 cm

M - 90 cm x 50 cm x 50 cm

L - 90 cm x 50 cm x 100 cm

XL - 55 cm x 100 cm x 100 cm

XXL - 90 cm x 100 cm x 100 cm



## GENERAL TECHNICAL DATA

### Dimensions

- width: 19 <sup>3</sup>/<sub>4</sub> in
- length: 39 <sup>1</sup>/<sub>4</sub> in
- height: 35 <sup>1</sup>/<sub>2</sub> in

### Materials

- stainless steel or carbon steel

ZANO



*Filip Babiarz*

Product: Rock pot  
 Catalog number: **06.043.L**  
 Designer: Filip Babiarz

In accordance with the Polish Law on Copyright and Related Rights of 04.02.1994 (Official Journal of Laws No. 24, item 83, corrected: Journal of Laws No. 43, item 170) and in accordance with the EU copyright legislation including all EU directives and regulations on copyright, Zano Miroslaw Zarotynski Company, reserves the copyright of drawings, descriptions, 3D models, renderings, graphics, content contained in offers, attachments to offers and all other documents. Its content is the intellectual property of ZANO Miroslaw Zarotynski company. The use of author's ideas, solutions, copying, distribution of photos, graphics or fragments of graphics, descriptive texts, for profit, without the permission of the author - ZANO Miroslaw Zarotynski company - is prohibited and constitutes a copyright infringement and is punishable.

td>

**NOTE: The drawings do not reflect the actual dimensions of the foundation. These are only sample installation diagrams taking into account the type of anchoring and the material of the substrate to which to attach the furniture.**

The size of the foundation depends on local foundation conditions.



### INSTALLATION TO PAVING WITH FOUNDATION

#### Installation description

1. ZANO product
2. Quick-attachment / quick-attachment or chemical anchor
3. Stone paving / concrete paving / stone slabs / concrete slabs
4. Sand ballast (approximately 2 - 4 cm)
5. Stone aggregate substructure
6. Concrete foundation of C16/20 class (top surface of concrete 10 cm below paving surface)
7. Local land



### MOUNTING TO PAVING

#### Installation description

1. ZANO product
2. Quick-attachment / quick-attachment or chemical anchor
3. Stone paving / concrete paving / stone slabs / concrete slabs
4. Sand ballast (approximately 2 - 4 cm)
5. Stone aggregate substructure
6. Local land



### MOUNTING TO CONCRETE / ASPHALT

#### Installation description

1. ZANO product
2. Quick-attachment / quick-attachment or chemical anchor
3. Fixed restrained surface, such as concrete or asphalt
4. Concrete foundation of C16/20 class (top surface of concrete 10 cm below paving surface)
5. Stone aggregate substructure
6. Sand ballast (approximately 2 - 4 cm)
7. Local land



### MOUNTING TO CONCRETE FOUNDATION

#### Installation description

1. ZANO product
2. Quick-attachment / quick-attachment or chemical anchor
3. Concrete foundation of C16/20 class (top surface of concrete 10 cm below paving surface)
4. Local land