

OPTIONS

Housing

- European coniferous wood
- hardwood of European origin
- oiled exotic wood
- premium exotic wood
- concrete
- HPL board

Mounting method

- to screw

Ashtray

- with an ashtray

Contribution



- galvanized sheet insert

DESCRIPTION

The Altus five-compartment recycling trash can is designed for sorted waste and includes an integrated ashtray. This trash can combines sleek steel with high-quality wood for a stylish appearance. Clients have the option to choose either structural steel coated with RAL paint or stainless steel, with finishes in either domestic or exotic wood. This model features five sections for waste, each equipped with a galvanized liner. For waste sorting, you can either use the liner alone or implement color-coded disposable bags.

The Altus is highly functional, each wooden panel is engraved with labels indicating what waste belongs in each section. Customization is available to alter these labels according to customer preferences. The Altus trash bin is versatile, suitable for free-standing placement areas such as mall corridors, or it can be securely mounted to the ground.

Altus represents sleek sophistication in urban furniture...



GENERAL TECHNICAL DATA

Dimensions

- height: 32 1/4 in

Capacity

- capacity: 66 gal

Materials

- stainless steel profiles
- galvanized sheet insert
- wooden planks

ZANO



Filip Babiarz

Product:

Recycling basket with ashtray Altus

Catalog number: **15.552.3**

Designer: Filip Babiarz

In accordance with the Polish Law on Copyright and Related Rights of 04.02.1994 (Official Journal of Laws No. 24, item 83, corrected: Journal of Laws No. 43, item 170) and in accordance with the EU copyright legislation including all EU directives and regulations on copyright, Zano Mirosław Zarotynski Company, reserves the copyright of drawings, descriptions, 3D models, renderings, graphics, content contained in offers, attachments to offers and all other documents. Its content is the intellectual property of ZANO Mirosław Zarotynski company. The use of author's ideas, solutions, copying, distribution of photos, graphics or fragments of graphics, descriptive texts, for profit, without the permission of the author - ZANO Mirosław Zarotynski company - is prohibited and constitutes a copyright infringement and is punishable.

td>

NOTE: The drawings do not reflect the actual dimensions of the foundation. These are only sample installation diagrams taking into account the type of anchoring and the material of the substrate to which to attach the furniture.

The size of the foundation depends on local foundation conditions.



INSTALLATION TO PAVING WITH FOUNDATION

Installation description

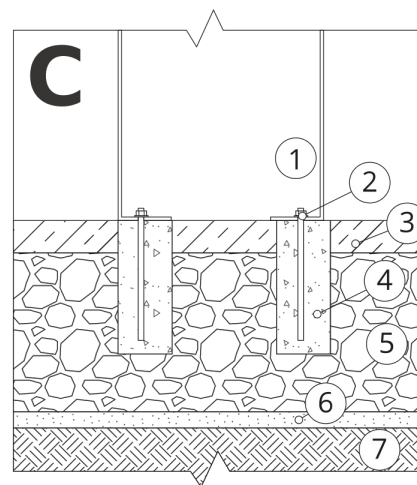
1. ZANO product
2. Quick-attachment / quick-attachment or chemical anchor
3. Stone paving / concrete paving / stone slabs / concrete slabs
4. Sand ballast (approximately 2 - 4 cm)
5. Stone aggregate substructure
6. Concrete foundation of C16/20 class (top surface of concrete 10 cm below paving surface)
7. Local land



MOUNTING TO PAVING

Installation description

1. ZANO product
2. Quick-attachment / quick-attachment or chemical anchor
3. Stone paving / concrete paving / stone slabs / concrete slabs
4. Sand ballast (approximately 2 - 4 cm)
5. Stone aggregate substructure
6. Local land



MOUNTING TO CONCRETE / ASPHALT

Installation description

1. ZANO product
2. Quick-attachment / quick-attachment or chemical anchor
3. Fixed restrained surface, such as concrete or asphalt
4. Concrete foundation of C16/20 class (top surface of concrete 10 cm below paving surface)
5. Stone aggregate substructure
6. Sand ballast (approximately 2 - 4 cm)
7. Local land



MOUNTING TO CONCRETE FOUNDATION

Installation description

1. ZANO product
2. Quick-attachment / quick-attachment or chemical anchor
3. Concrete foundation of C16/20 class (top surface of concrete 10 cm below paving surface)
4. Local land