



OPTIONS

Countertop

- European coniferous wood
- hardwood of European origin
- oiled exotic wood
- premium exotic wood
- HPL board
- carbon steel (s235Jr)
- stainless steel (Aisi 304)

Mounting method

- to screw

DESCRIPTION

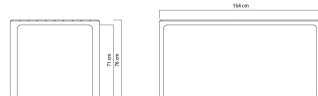

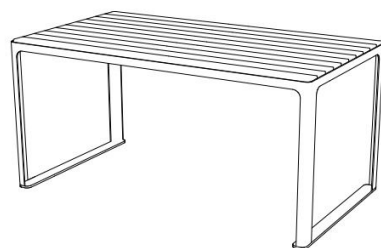
Scandik 13.046 is a substantial outdoor table crafted from steel and wood. It's ideal for settings like shopping centers, eateries, and educational institutions. This robust, fashionable table is meticulously designed and manufactured with an eye for detail.

The frame of the table is constructed from steel. Options include stainless steel or powder-coated carbon steel in any RAL color from our selection. Upon special request, we can customize the color according to the client's specifications. The tabletop is fashioned from domestic softwood, yet on demand, we can craft it from exotic wood, HPL laminate, or construct the entire table, including the top, from steel.

This table can be paired with one of our Scandik benches: **Scandik 02.046 bench with backrest**, **Scandik 02.446 bench without backrest** or **Scandik 02.046.1 bench with backrest and armrests**.







GENERAL TECHNICAL DATA

Dimensions

- width: 60 ³/₄ in
- height: 30 in
- depth: 33 ³/₄ in

Materials

- steel: carbon or stainless
- HPL
- wood: domestic-igneous or exotic

Weight

- 106 lb

ZANO



Iwona Żaczek

Product: Scandik table
Catalog number: 13.046
Designer: Iwona Żaczek

In accordance with the Polish Law on Copyright and Related Rights of 04.02.1994 (Official Journal of Laws No. 24, item 83, corrected: Journal of Laws No. 43, item 170) and in accordance with the EU copyright legislation including all EU directives and regulations on copyright, Zano Mirosław Zarotynski Company, reserves the copyright of drawings, descriptions, 3D models, renderings, graphics, content contained in offers, attachments to offers and all other documents. Its content is the intellectual property of ZANO Mirosław Zarotynski company. The use of author's ideas, solutions, copying, distribution of photos, graphics or fragments of graphics, descriptive texts, for profit, without the permission of the author - ZANO Mirosław Zarotynski company - is prohibited and constitutes a copyright infringement and is punishable.

NOTE: The drawings do not reflect the actual dimensions of the foundation. These are only sample installation diagrams taking into account the type of anchoring and the material of the substrate to which to attach the furniture.

The size of the foundation depends on local foundation conditions.



INSTALLATION TO PAVING WITH FOUNDATION

Installation description

1. ZANO product
2. Quick-attachment / quick-attachment or chemical anchor
3. Stone paving / concrete paving / stone slabs / concrete slabs
4. Sand ballast (approximately 2 - 4 cm)
5. Stone aggregate substructure
6. Concrete foundation of C16/20 class (top surface of concrete 10 cm below paving surface)
7. Local land



MOUNTING TO PAVING

Installation description

1. ZANO product
2. Quick-attachment / quick-attachment or chemical anchor
3. Stone paving / concrete paving / stone slabs / concrete slabs
4. Sand ballast (approximately 2 - 4 cm)
5. Stone aggregate substructure
6. Local land



MOUNTING TO CONCRETE / ASPHALT

Installation description

1. ZANO product
2. Quick-attachment / quick-attachment or chemical anchor
3. Fixed restrained surface, such as concrete or asphalt
4. Concrete foundation of C16/20 class (top surface of concrete 10 cm below paving surface)
5. Stone aggregate substructure
6. Sand ballast (approximately 2 - 4 cm)
7. Local land



MOUNTING TO CONCRETE FOUNDATION

Installation description

1. ZANO product
2. Quick-attachment / quick-attachment or chemical anchor
3. Concrete foundation of C16/20 class (top surface of concrete 10 cm below paving surface)
4. Local land