

OPTIONS

Mounting method

- free-standing
- to screw

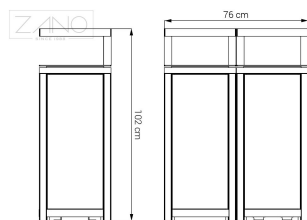
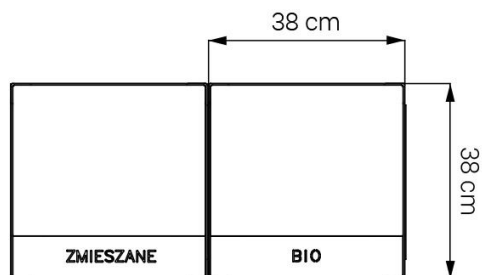
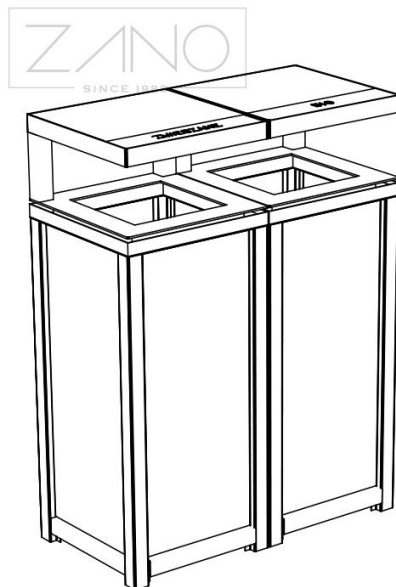
Contribution

- uncontributed

DESCRIPTION

The Altus 12.054.4 recycling trash bin is a dual-compartment outdoor receptacle designed for sorting waste. This bin lacks internal liners and features Plexiglas walls which, when used with clear bags, allow for better visibility of the contents. This visibility is crucial for complying with certain anti-terrorism and anti-bomb regulations. The structure of the bin is crafted from steel flat bars, with options for either stainless steel or carbon steel painted in a RAL color chosen by the customer. Explore additional bins from the Altus collection. Options include bins with walls constructed from steel, wood, HPL board, and architectural concrete.





GENERAL TECHNICAL DATA

Dimensions

- width: 30 in
- height: 40 1/4 in
- depth: 15 in

Capacity

- number of containers: 2 pcs
- capacity of one container: 13 1/4 gal

Materials

- Profiles in stainless steel or optional painted carbon steel
- walls - acrylic glass (plexiglass)

ZANO



Product:
Altus recycling garbage can
Catalog number: 15.252.4
Designer: Iwona Żaczek

In accordance with the Polish Law on Copyright and Related Rights of 04.02.1994 (Official Journal of Laws No. 24, item 83, corrected: Journal of Laws No. 43, item 170) and in accordance with the EU copyright legislation including all EU directives and regulations on copyright, Zano Mirosław Zarotynski Company, reserves the copyright of drawings, descriptions, 3D models, renderings, graphics, content contained in offers, attachments to offers and all other documents. Its content is the intellectual property of ZANO Mirosław Zarotynski company. The use of author's ideas, solutions, copying, distribution of photos, graphics or fragments of graphics, descriptive texts, for profit, without the permission of the author - ZANO Mirosław Zarotynski company - is prohibited and constitutes a copyright infringement and is punishable.

td>

NOTE: The drawings do not reflect the actual dimensions of the foundation. These are only sample installation diagrams taking into account the type of anchoring and the material of the substrate to which to attach the furniture.

The size of the foundation depends on local foundation conditions.



INSTALLATION TO PAVING WITH FOUNDATION

Installation description

1. ZANO product
2. Quick-attachment / quick-attachment or chemical anchor
3. Stone paving / concrete paving / stone slabs / concrete slabs
4. Sand ballast (approximately 2 - 4 cm)
5. Stone aggregate substructure
6. Concrete foundation of C16/20 class (top surface of concrete 10 cm below paving surface)
7. Local land



MOUNTING TO PAVING

Installation description

1. ZANO product
2. Quick-attachment / quick-attachment or chemical anchor
3. Stone paving / concrete paving / stone slabs / concrete slabs
4. Sand ballast (approximately 2 - 4 cm)
5. Stone aggregate substructure
6. Local land



MOUNTING TO CONCRETE / ASPHALT

Installation description

1. ZANO product
2. Quick-attachment / quick-attachment or chemical anchor
3. Fixed restrained surface, such as concrete or asphalt
4. Concrete foundation of C16/20 class (top surface of concrete 10 cm below paving surface)
5. Stone aggregate substructure
6. Sand ballast (approximately 2 - 4 cm)
7. Local land



MOUNTING TO CONCRETE FOUNDATION

Installation description

1. ZANO product
2. Quick-attachment / quick-attachment or chemical anchor
3. Concrete foundation of C16/20 class (top surface of concrete 10 cm below paving surface)
4. Local land